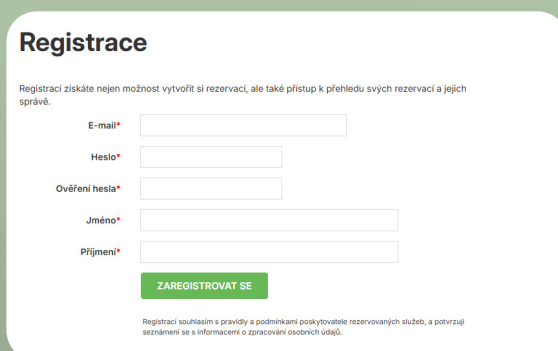


HOW TO MAKE A RESERVATION IN THE REENIO SYSTEM?

You need an account in the system to make a reservation.

1. Register using your corporate email.

Register using your corporate email. Email addresses with a non-corporate domain will not be approved.



The screenshot shows a registration form with the following fields and text:

- Registrace**
- Registrací získáte nejen možnost vytvořit si rezervaci, ale také přístup k přehledu svých rezervací a jejich správě.
- E-mail*** [input field]
- Heslo*** [input field]
- Ověření hesla*** [input field]
- Jméno*** [input field]
- Příjmení*** [input field]
- ZAREGISTROVAT SE** [button]
- Registrací souhlasím s pravidly a podmínkami poskytovatele rezervovaných služeb, a potvrzuji seznámení se s informacemi o zpracování osobních údajů.

2. Wait for approval.

Newly registered users cannot make a reservation immediately – first, verification takes place to confirm that you are an employee of one of the companies at The Park.

If you register with a personal email, please contact parklife@whitestar-realestate.com stating which company in The Park you are from. **Without verification, registration cannot be approved.**

3. After approval, you can log in.

After approval, you have unlimited access to reservations.



THE PARK
PRAGUE

WHAT CAN YOU RESERVE THROUGH THE SYSTEM?

SPORTS COURT

PICNIC BLANKET

PICNIC SET

ELECTRIC VEHICLE CHARGING STATION

GRILL

SPORTS COURT

Need to properly disconnect after a work day? The multifunctional field at The Park is here for you – and is intended exclusively for employees of companies in the premises.


OPENING HOURS

Mon–Fri: 7:00 AM – 10:00 PM

Sat–Sun: 9:00 AM – 8:00 PM

HOW TO RESERVE?

1. In the appointments section, select the field.

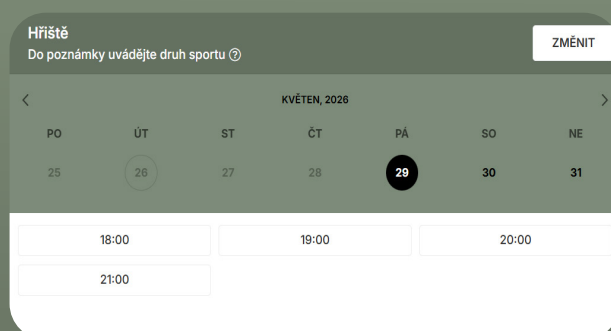


A screenshot of a mobile application's appointment selection menu. The menu is a dark grey list with four items, each with a question mark icon to its right. The second item, 'Hřiště', is highlighted with a yellow border. Below the list is a white bar with a 'ZMĚNIT' button.

- Gril ?
- Hřiště**
Do poznámky uvádějte druh sportu ?
- Pikniková deka ?
- Piknikový set ?

2. Choose your date and time.

Reservations can be made at least 14 days in advance. The maximum length of one reservation is 1–2 hours.



A screenshot of the date and time selection interface. At the top, it shows 'Hřiště' and 'Do poznámky uvádějte druh sportu ?' with a 'ZMĚNIT' button. Below is a calendar for 'KVĚTEN, 2026' with days PO, ÚT, ST, ČT, PÁ, SO, NE. The date '29' is selected. Below the calendar are time slots: 18:00, 19:00, 20:00, and 21:00.

3. **In the reservation notes, indicate what sport you plan to play.**
We'll set up nets, goals, or other equipment for you. You can choose from these sports: volleyball, basketball, football, footnet, badminton, handball.



The screenshot shows a reservation form titled "Hřiště (Do poznámky uvádějte druh sportu)". It includes a date and time selector for "29. 5. 2026 pátek" from "20:00 - 21:00" for a duration of "1h". There is a text input field for "Do poznámky uvádějte druh sportu" and a larger "Poznámka" field. A green "REZERVOVAT" button is at the bottom. A small disclaimer at the bottom reads: "Rezervaci souhlasím s pravidly a podmínkami poskytovatele rezervovaných služeb, a potvrzují seznámení se s informacemi o zpracování osobních údajů."

4. **Get your QR code.**
After a successful reservation, you will receive an email with a QR code. Please scan the QR code at the reader located at the entrance to the court.
5. **Borrow a ball.**

You can borrow balls at the control room in building 16. After the game, **return the equipment** and close the entrance gate behind you.

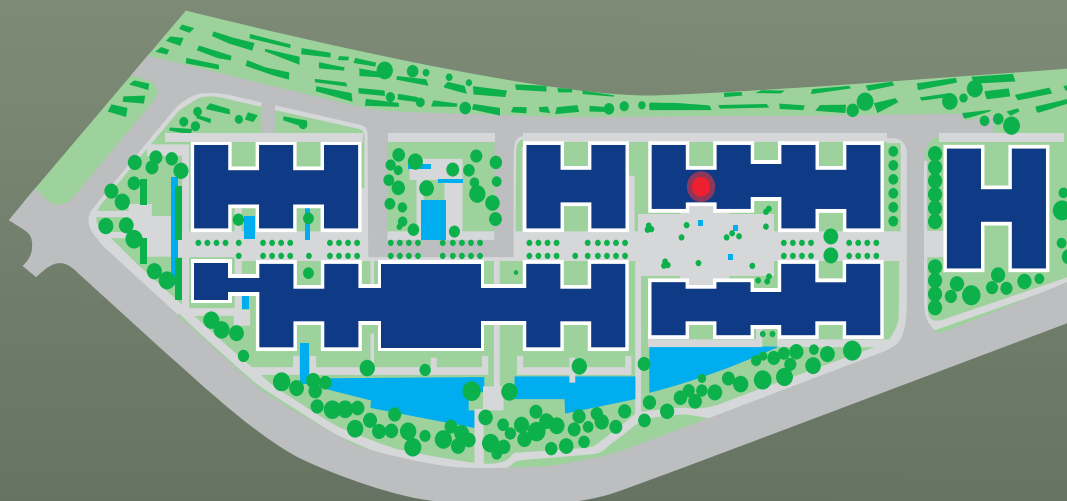
RESERVE THE SPORTS COURT

OPERATING REGULATIONS

Complete operating regulations can be found directly at the field premises – posted in Czech and English.

PICKUP LOCATION FOR BORROWED ITEMS.

The ball, grill, picnic set, and blanket can be picked up in Building 16 during your reserved time slot. After your reservation ends, please return all the equipment.



GRILL

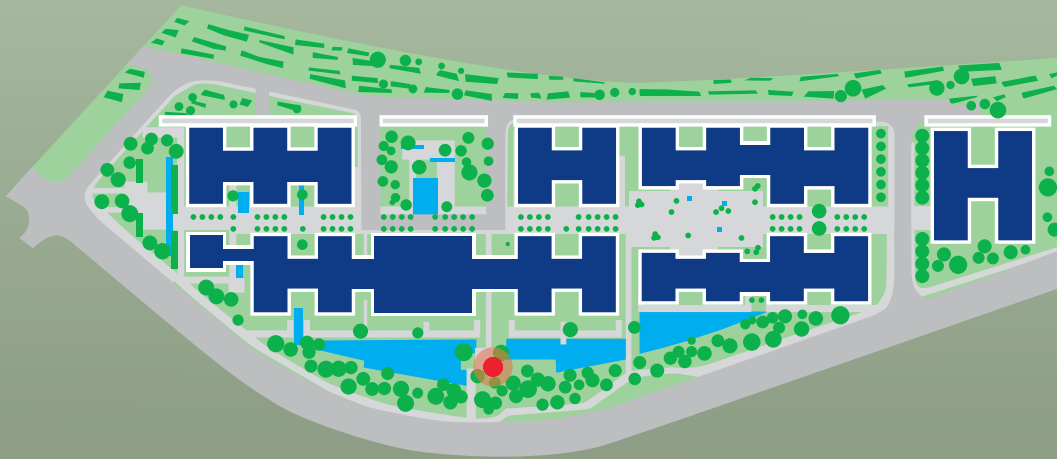
Want to enjoy lunch outdoors or organize an informal BBQ with colleagues? The electric grill at The Park is here for you – no charcoal, no smell, no worries.

ABOUT THE GRILL

You have access to the Guzzanti GZ 345 electric standing grill with a large grilling surface (46.5 × 33.8 cm) and 2,400 W power output. It offers both ribbed and smooth surfaces – ideal for steaks and fish as well as vegetables or toast. It includes a lid, grease drip tray, and continuous temperature control. A spatula and tongs are also included for comfortable and easy grilling.

WHERE TO GRILL?

The grill can be used exclusively at the benches by the pond, which are equipped with electrical outlets. Other parts of the premises are not designated for grilling.



HOW TO RESERVE?

- 1. In the appointments section, select grill.**
- 2. Choose your date and time.**
Reservations can be made at least 30 days in advance. The maximum length of one reservation is 3 hours.
- 3. Get your QR code.**
After a successful reservation, you will receive a confirmation email with a QR code.
- 4. Pick up the grill.**
Pick up and return the grill at the control room in building 16. After grilling, return the grill to the control room. After grilling, there's no need to worry about cleaning — we'll take care of everything for you.

[**RESERVE THE GRILL**](#)

PICNIC BLANKET AND SET

Plan your lunch in the fresh air or simply enjoy a relaxing break outside the office. You can borrow a picnic blanket and a picnic set separately – or combine both for your perfect picnic in The Park.

WHAT CAN YOU BORROW?

Picnic Blanket

An ideal blanket for relaxing on the grass or by the pond.

Picnic Set Includes:

- 4x plates, cutlery, glasses, and napkins
- 1x wine / beer opener

The picnic blanket and picnic set can be reserved separately.

If you would like to borrow both, please make two separate reservations.

WHERE TO HAVE YOUR PICNIC?

Anywhere around The Park – on the lawn, by the pond, or at your favourite spot.

HOW TO MAKE A RESERVATION?

1. **In the booking section, select either the picnic set or picnic blanket.**
2. **Choose your preferred date and time.**
Reservations can be made up to 30 days in advance. The maximum reservation length is 3 hours.
3. **Receive your QR code.**
After a successful reservation, you will receive a confirmation email with a QR code.
4. **Pick up the set/blanket.**
Please pick up and return the set and blanket at the reception desk in Building 16. There is **no need to wash the dishes after use** — we'll take care of everything for you.

[**RESERVE YOUR PICNIC SET**](#)

ELECTRIC CHARGERS

We have launched a reservation system for charging stations in building 12 – so everyone can have their time and peace of mind for charging their car.

HOW RESERVATIONS WORK?

Each reservation is set for a fixed 4-hour window – exactly the amount of time your car needs on average for a full charge. The system is designed to make charging stations available to as many people as possible.

HOW TO RESERVE?

1. **In the appointments section, select Electric charger.**
2. **Choose your date and time.**
Reservations can be made at least 14 days in advance. Choose an available 4-hour window that suits you.
3. **Come and charge.**
During your reserved time, come to the charging station in building 12.

[RESERVE A CHARGER](#)

IMPORTANT USAGE INFORMATION

Charging stations may only be used by employees of tenants who:

- have received the necessary information and access chip
- have been familiarized with the user manual
- have been trained by their employer

Only approved and technically suitable vehicles may be charged.

OPERATING RULES

For the system to work fairly for everyone:

- vacate the space after your reservation ends – even if the car is not yet fully charged
- charge only at designated spaces
- do not use extension cords or stations for other purposes

Complete operating regulations can be found [here](#).